




SmartCell™ delivers industry-leading open wire storage that allows for easy identification of materials. Quickly adjustable storage compartments increase the efficiency of both materials management and nursing staff alike.

- Hospital-grade chrome plating prevents sharp edges on open wire mesh baskets.
- Wire mesh baskets prevent the accumulation of dirt and debris, leading to better aseptic practices.
- 12" and 18" Fine mesh wire baskets come in lengths of 18" and 36" suitable for mounting on louvered panels or cantilever pedestal frame.
- Four different adjustable dividers provide endless variations to storage space and also create opportunities to implement lean inventory management practices, such as KanBan and PAR level systems.
- Pedestal frames and louvered panels are finished with industrial strength powder coat to enhance the durability and longevity of the finish.
- Bottom dust shelf/cover provides a barrier and protection to bottom basket contents, maintaining Joint Commission standards.
- Full-length label holders are available, as well as our snap and release label holder that provides color-coded storage options for various departments.
- Optional mobile bracket attaches to pedestal frame and allows the units to be moved for cleaning/maintenance or relocation.

CASTERS

Casters are mounted to $\frac{3}{4}$ " steel bar, to provide a larger footprint and prevent units from becoming top-heavy. Med-Glide Plus casters resist oxidation and rust, due to their fiber reinforced plastic structure. They require no maintenance for optimum performance and reliability. Caster size is 4" x 1 $\frac{1}{4}$ " with a weight capacity of 330 lbs. for static loads and 200 lbs. for dynamic loads.



CONSTRUCTION

Cantilever leg frames are constructed from 1" x 2" boxed steel and finished in a cool gray powder coat. The rectangular uprights are notched and numbered at 1" increments to accept the basket hang bar.



BASKETS

The basket hang bar connects to each upright, providing added security and extra weight capacity over the traditional basket mounted end supports. Baskets are available in fine mesh with $\frac{1}{2}$ " square openings and a medical-grade nickel chrome finish.



SOLID SHELVES/DUST COVERS

Solid shelves/Dust Covers are constructed from solid, powder coated steel and feature turn down edges to provide additional rigidity.

LOAD CAPACITY

Carts are rated at 100 lbs. per basket, but total cart capacity should not exceed 500 lbs. Weight capacity should be evenly distributed along each basket, as well as the unit as a whole.

6 BASKETS

SmartCell® Unit comes complete with 1 single-sided frame, solid bottom dust shelf, 3 (12" deep) baskets, 3 18" deep baskets and 6 frame-mounted basket hang bars. Add-on units have only 1 frame upright.

*Mobile brackets and optional accessories sold separately on page 37

PART #	DESCRIPTION	DIMS
HSC186S	SmartCell Starter Unit 18" Wide Single Sided	19.5" x 21.5" x 74"
HSC186A	SmartCell Add-On Unit 18" Wide Single Sided	18.5" x 21.5" x 74"
HSC366S	SmartCell Starter Unit 36" Wide Single Sided	37.5" x 21.5" x 74"
HSC366A	SmartCell Add-On Unit 36" Wide Single Sided	36.5" x 21.5" x 74"
HSC486S	SmartCell Starter Unit 48" Wide Single Sided	49.5" x 21.5" x 74"
HSC486A	SmartCell Add-On Unit 48" Wide Single Sided	48.5" x 21.5" x 74"



*SHOWN AS 36" STARTER AND 18" ADD-ON

12 BASKETS

SmartCell® Unit comes complete with 1 double-sided frame, 2 solid bottom dust shelves, 6 (12" deep) baskets, 6 (18" deep) baskets and 12 frame-mounted basket hang bars. Add-on units have only 1 frame upright.

*Mobile brackets and optional accessories sold separately on page 37

PART #	DESCRIPTION	DIMS
HSC186S-2	SmartCell Starter Unit, 18" Wide Double Sided	19.5" x 40.5" x 74"
HSC186A-2	SmartCell Add-On Unit 18" Wide Double Sided	18.5" x 40.5" x 74"
HSC366S-2	SmartCell Starter Unit 36" Wide Double Sided	37.5" x 40.5" x 74"
HSC366A-2	SmartCell Add-On Unit 36" Wide Double Sided	36.5" x 40.5" x 74"
HSC486S-2	SmartCell Starter Unit, 48" Wide Double Sided	49.5" x 40.5" x 74"
HSC486A-2	SmartCell Add-On Unit 48" Wide Double Sided	48.5" x 40.5" x 74"



*SHOWN AS 14 BASKET UNIT

Smart Cell® Mobile Units: 1 (48") Starter & 1 (48") Add-On, Largest Mobile Unit size for movement during cleaning purposes.

7 BASKETS

SmartCell® Unit comes complete with 1 single-sided frame, solid bottom dust shelf, 4 (12" deep) baskets, 3 (18" deep) baskets and 7 frame-mounted basket hang bars. Add-on units have only 1 frame upright.

*Mobile brackets and optional accessories sold separately on page 37

PART #	DESCRIPTION	DIMS
HSC187S	SmartCell Starter Unit 18" Wide Single Sided	19.5" x 21.5" x 74"
HSC187A	SmartCell Add-On Unit 18" Wide Single Sided	18.5" x 21.5" x 74"
HSC367S	SmartCell Starter Unit 36" Wide Single Sided	37.5" x 21.5" x 74"
HSC367A	SmartCell Add-On Unit 36" Wide Single Sided	36.5" x 21.5" x 74"
HSC487S	SmartCell Starter Unit 48" Wide Single Sided	49.5" x 21.5" x 74"
HSC487A	SmartCell Add-On Unit 48" Wide Single Sided	48.5" x 21.5" x 74"

*shown as 6 Basket Unit



14 BASKETS

SmartCell® Unit comes complete with 1 double-sided frame, 2 solid bottom dust shelves, 8 (12" deep) baskets, 6 (18" deep) baskets and 14 frame-mounted basket hang bars. Add-on units have only 1 frame upright.

*Mobile brackets and optional accessories sold separately on page 37

PART #	DESCRIPTION	DIMS
HSC187S-2	SmartCell Starter Unit, 18" Wide Double Sided	19.5" x 40.5" x 74"
HSC187A-2	SmartCell Add-On Unit 18" Wide Double Sided	18.5" x 40.5" x 74"
HSC367S-2	SmartCell Starter Unit 36" Wide Double Sided	37.5" x 40.5" x 74"
HSC367A-2	SmartCell Add-On Unit 36" Wide Double Sided	36.5" x 40.5" x 74"
HSC487S-2	SmartCell Starter Unit 48" Wide Double Sided	49.5" x 40.5" x 74"
HSC487A-2	SmartCell Add-On Unit 48" Wide Double Sided	48.5" x 40.5" x 74"



Smart Cell® Mobile Units: 1 (48") Starter & 1 (48") Add-On, Largest Mobile Unit size for movement during cleaning purposes.



MESH BASKETS

PART #	DESCRIPTION	DIMS
H1218BSK	Chrome Plus Mesh Basket	12" x 18"
H1818BSK	Chrome Plus Mesh Basket	18" x 18"
H1236BSK	Chrome Plus Mesh Basket	12" x 36"
H1836BSK	Chrome Plus Mesh Basket	18" x 36"
H1248BSK	Chrome Plus Mesh Basket	12" x 48"
H1848BSK	Chrome Plus Mesh Basket	18" x 48"

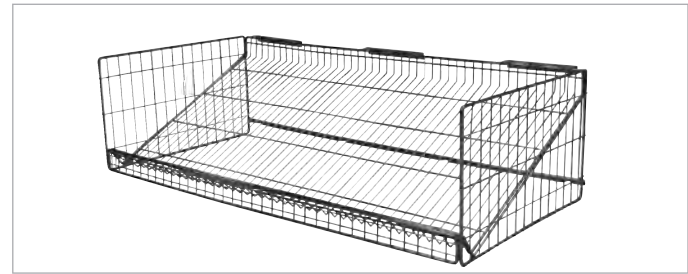


DUST COVERS/SHELVES

PART #	DESCRIPTION	DIMS
H18DC	Dust Shelf/Cover	18" x 18"
H36DC	Dust Shelf/Cover	18" x 36"
H48DC	Dust Shelf/Cover	18" x 48"


SUTURE SHELVES

PART #	DESCRIPTION	DIMS
H1818BSK-ST	Chrome Plus Suture Shelf	18" x 18"
H1836BSK-ST	Chrome Plus Suture Shelf	18" x 36"



BASKET HANG BARS

PART #	DESCRIPTION	DIMS
H18HB	Pedestal Frame Hang Bar	18"
H36HB	Pedestal Frame Hang Bar	36"
H48HB	Pedestal Frame Hang Bar	48"



BASKET MOUNTING BRACKET

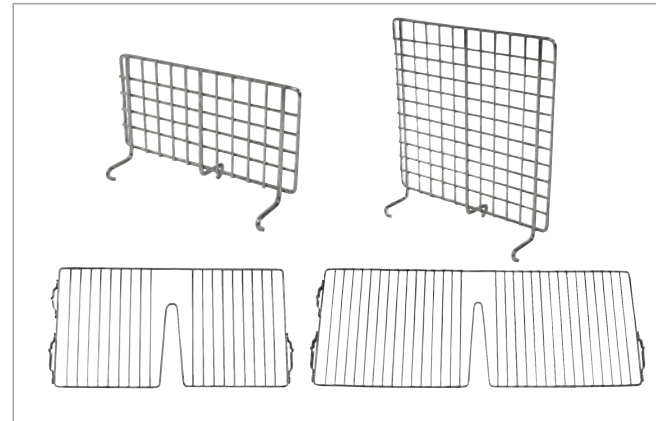
PART #	DESCRIPTION	DIMS
HBRKT	Basket Mounting Bracket	6" x 4"

HOSPITAL-GRADE CHROME FINISH. Heavy duty 90 degrees supports on back of basket, for attachment to pedestal frame or louvered panel. One hang bar is required when mounting to pedestal frame.

DIVIDERS

Allow for custom compartmentalization of the SmartCell® basket system. Large and small articles alike are stored in separate compartments, allowing for easy identification and quick retrieval.

PART #	DESCRIPTION	DIMS
HDV36	Chrome Plus Basket Divider	3" x 6"
HDV66	Chrome Plus Basket Divider	6" x 6"
HDV126	Chrome Plus Basket Divider	12" x 6"
HDV186	Chrome Plus Basket Divider	18" x 6"




FULL-LENGTH LABEL HOLDER

PART #	DESCRIPTION	DIMS
LHB18CL	Basket Label Holder	18"
LHB36CL	Basket Label Holder	36"
LHB48CL	Basket Label Holder	48"

REUSABLE/SNAP & RELEASE LABEL HOLDERS

PART #	DESCRIPTION	DIMS
LR03BL	Snap and Release Label Holder - Blue(50/pack)	3"
LR03CL	Snap and Release Label Holder - Clear(50/pack)	3"
LR03GR	Snap and Release Label Holder - Green(50/pack)	3"
LR03OR	Snap and Release Label Holder - Orange(50/pack)	3"
LR03PK	Snap and Release Label Holder - Pink(50/pack)	3"
LR03RD	Snap and Release Label Holder - Red(50/pack)	3"
LR03YL	Snap and Release Label Holder - Yellow(50/pack)	3"



MOBILE BRACKETS & CASTERS


PART #	DESCRIPTION	DIMS
HM18BR	Single Sided Mobile Bracket	18"
HM36BR	Double Sided Mobile Bracket	36"
HMOB18BR	Single Sided Mobile Kit	18" x 5" x 1.25"
HMOB36BR	Double Sided Mobile Kit	36" x 5" x 1.25"
H-4CB-MED	Med-Glide Caster w/ Bracket	4" x 1.25"

Castors can mount directly to pedestal frame, to reduce depth of mobile unit.



FRAME-MOUNTED LOUVER PANEL

PART #	DESCRIPTION	DIMS
HLP1861	Louvered Panel w/ Frame	18" x 19"
HLP3661	Louvered Panel w/ Frame	36" x 19"
HSC18-LPFS	Louvered Panel Mounting Brackets	36" x 61"
HSC36-LPFS	Louvered Panel Mounting Brackets	18" x 61"




LOUVERED PANEL AND ACCESSORIES

PART #	DESCRIPTION	DIMS
HSC1819LP	Louvered Panel	18" x 19"
HSC3619LP	Louvered Panel	36" x 19"
HSC3661LP	Louvered Panel	36" x 61"
HSC1861LP	Louvered Panel	18" x 61"
HSCSPIKE-12	Equipment Spike - Heavy Duty	12"
HSC-INSPK-1	Equipment Spike - Heavy Duty	9" x 2.5"
HSC-INSPK-2	Equipment Spike - Heavy Duty	10" x 2.5"
HSCLPBKT	Dust Shelf/Flat Shelf Brackets (1 Pair)	(N/A)

STARTER & ADD-ON FRAMES

PART #	DESCRIPTION	DIMS
H-S1874	18" Single Sided Starter Frame	19.5" x 21.5" x 74"
H-A1874	18" Single Sided Add-On Frame	18.5" x 21.5" x 74"
H-S3674	36" Single Sided Starter Frame	37.5" x 21.5" x 74"
H-A3674	36" Single Sided Add-On Frame	36.5" x 21.5" x 74"
H-S4874	48" Single Sided Starter Frame	49.5" x 21.5" x 74"
H-A4874	48" Single Sided Add-On Frame	48.5" x 21.5" x 74"
H-S1874-2	18" Double Sided Starter Frame	19.5" x 40.5" x 74"
H-A1874-2	18" Double Sided Add-On Frame	18.5" x 40.5" x 74"
H-S3674-2	36" Double Sided Starter Frame	37.5" x 40.5" x 74"
H-A3674-2	36" Double Sided Add-On Frame	36.5" x 40.5" x 74"
H-S4874-2	48" Double Sided Starter Frame	49.5" x 21.5" x 74"
H-A4874-2	48" Double Sided Add-On Frame	48.5" x 21.5" x 74"



STARTER & ADD-ON FRAME

STARTER FRAME



Technibilt's SmartCell HD line provides organized and compartmentalized storage for small articles, utilizing all vertical space with tool-free adjustability at 1" increments. With its wire platform and 110% pullout slides, items are easily identified and retrieved, reducing time spent searching for supplies.





SmartCell HD Complete Storage Kits

SmartCell HD Complete Storage Kit comes with 1 (3" H) basket (flat or sloped) with safety stop and 2 short/2 long dividers; 6 (5" H) wire baskets with 1 long/2 short dividers; 1 (8" H) basket with 1 long/1 short divider, all on extension sides. Bottom dust cover and 4 (4" H) swivel casters with brakes. 50 snap and release label holders also included.

PART #	DESCRIPTION	DIMS
HST-I	SmartCell HD Complete Storage Kit, Starter, w/ 8 baskets	24" x 20" x 72"
HST-IA	SmartCell HD Complete Storage Kit, Add-On, w/ 8 baskets	24" x 19" x 72"



SmartCell HD Container Storage Kits

SmartCell HD Container Storage Kit includes 2 frames, 4 crossbars, 7 shelves (6 shown) on full extension slides. Bottom dust cover and 4 (4" H) swivel casters with brakes.

PART #	DESCRIPTION	DIMS
HST-INST-I	SmartCell HD Container Storage Kit, w/ Pullout Shelves, Starter	24" x 20" x 72"
HST-INST-IA	SmartCell HD Container Storage Kit, w/ Pullout Shelves, Add-On	24" x 19" x 72"
HST-INST-CCS	SmartCell HD Container Storage Kit w/ Brackets, Starter	
HST-INST-CCA	SmartCell HD Container Storage Kit w/ Brackets, Add-On	



Container Storage Brackets

*Spacing between container storage brackets approximately 8"

SmartCell HD Peel Pouch Storage Kit

SmartCell HD Container Peel Pouch Storage Kit: Comes with 2 frames, 4 crossbars, 7 - 5" H coated wire baskets on full extension slides, 36 short dividers, 10 long dividers and 150 snap and release label tags, bottom dust cover and 4 (4" H) swivel casters with brakes.

PART #	DESCRIPTION	DIMS
HST-PP-I	SmartCell HD Complete Peel Pouch Storage Kit, Starter	24" x 20" x 72"
HST-PP-IA	SmartCell HD Complete Peel Pouch Storage Kit, Add-On	24" x 19" x 72"



SmartCell HD Large Supply Storage Kit

SmartCell HD Large Supply Storage Kit: Comes with 4 - 54" posts, 2 - 24" x 48" wire shelves, 1 - 24" x 48" x 8" wire mesh baskets, 5 - 24" x 48" x 4" wire mesh baskets, 6 sets - 24" deep pullout slides, 4 - swivel casters(2 with brakes), 1 - 24" x 48" dust cover. Front to back and left to right dividers are not included but available for compartmentalization.

PART #	Dimensions	WEIGHT
SBU2448-6BSK	24" x 48" x 60"	185

DIVIDERS	Dimensions
SB24DIV-4	24" x 4"
SB24DIV-8	24" x 8"
SB12DIV-6	12" x 6"
SB18DIV-6	18" x 6"

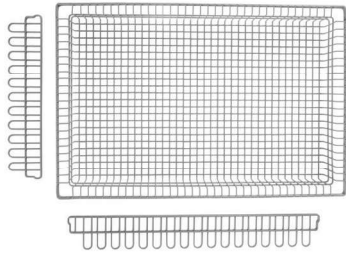


SmartCell HD Starter and Adder Frames

Utilize the starter and add-on frames to create customized solutions. Refer to pg 42 for a complete list of accessories.

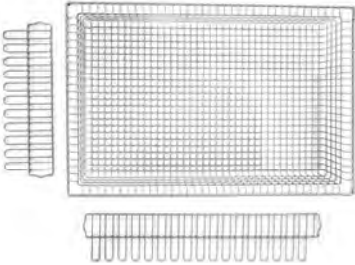
PART #	DESCRIPTION	DIMS
HSST-FRAME	Open Starter Frame - 2 Uprights & 4 Cross Bars	24" x 20" x 66"
HSADD-FRAME	Open Add-On Frame - 2 Uprights & 4 Cross Bars	24" x 19" x 66"





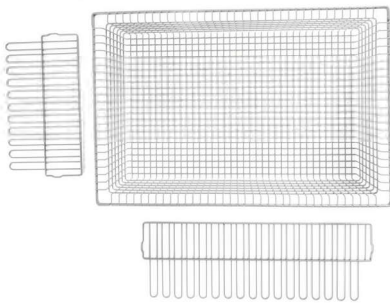
3" Deep Basket

PART #	DESCRIPTION	LBS
HST3BK	3" Deep Basket 16" x 24" (600mm x 400mm)	4
HST3DV14	3" Deep Short Divider	.5
HST3DV22	3" Deep Long Divider	1



5" Deep Basket

PART #	DESCRIPTION	LBS
HST5BK	5" Deep Basket 16" x 24" (600mm x 400mm)	5
HST5DV14	5" Deep Short Divider	.5
HST5DV22	5" Deep Long Divider	1



8" Deep Basket

PART #	DESCRIPTION	LBS
HST8BK	8" Deep Basket 16" x 24" (600mm x 400mm)	6
HST8DV14	8" Deep Short Divider	.5
HST8DV22	8" Deep Long Divider	1



PART #	DESCRIPTION	LBS
HS-SS	Sloped Slide Stop	1



PART #	DESCRIPTION	LBS
HST24-SS	Two-Piece Slide Set - 22" Long	4



PART #	DESCRIPTION
HSTW-SH	Wire Container Storage Shelf – 16" x 24" (600mm x 400mm)



PART #	DESCRIPTION
HSTSLD-SH	Solid Dust Cover – 16" x 24" (600mm x 400mm)



PART #	DESCRIPTION	LBS
HSTCCBRKT	Container Storage Brackets	



PART #	DESCRIPTION	LBS
HST-4CB-MED	4" Medglide Caster w/ Brake	2



700 EAST P STREET
NEWTON, NC 28658
TEL: 800-351-2278
FAX: 800-968-8934
www.technibilt.com

TECHNIBILT[®]
A *wanzi* Company